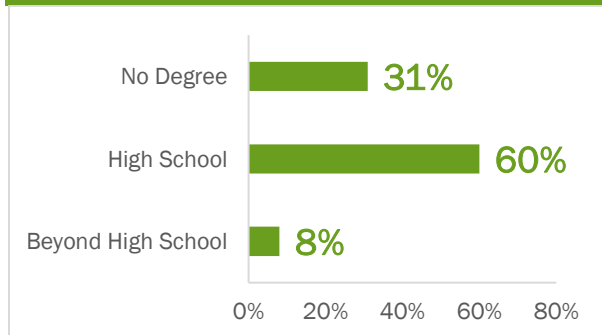


Temporary Cash Assistance (TCA) Recipients in Maryland

Most have a high school education



Many have recent work experience, but their earnings are low

- ❖ **53%** worked in the year before receiving TCA
- ❖ Earned a median of **\$4,616** in that year
- ❖ **62%** worked in the year after leaving TCA
- ❖ Earned a median of **\$8,153** in that year

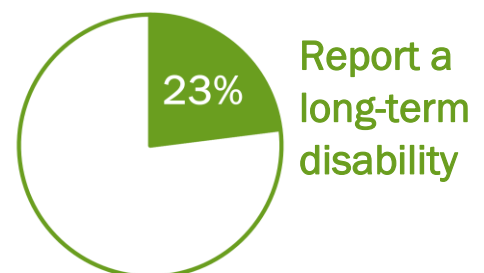
They do not receive welfare for long periods of time

- 62%** received assistance for 2 years or less in last 10 years
- 13%** received assistance for more than 5 of the last 10 years

Typically, they are African American women with 1 or 2 young children

- ❖ **90%** are female
- ❖ **74%** are African American
- ❖ **32** years old, on average
- ❖ **71%** have 1 to 2 children
- ❖ **44%** have a child under 3 years old

Some have disabilities that are expected to last over 1 year



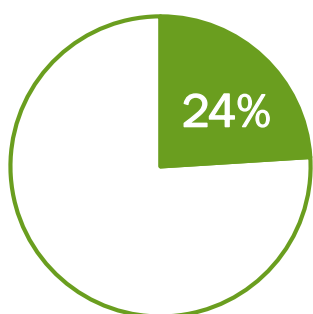
Employment and earnings data is based on adult payees who were TCA recipients on cases that closed in federal fiscal 2015 and includes only formal employment in Maryland. All other data is based on analysis of 25,467 adults who received TCA benefits for at least one month in state fiscal 2016 (July 2015 through June 2016).



For more information, contact Dr. Lisa Nicoli:
lnicoli@ssw.umaryland.edu | 410.706.2763

Young Temporary Cash Assistance Recipients (Ages 18 – 24) in Maryland

About 1 in 4 adult recipients is a youth aged 18-24



Most youth worked recently, but their earnings are low

- ❖ **60%** worked in the year before receiving TCA
- ❖ Earned a median of **\$3,330** in that year
- ❖ **74%** worked in the year after leaving TCA
- ❖ Earned a median of **\$6,085** in that year

They do not receive welfare for long periods of time

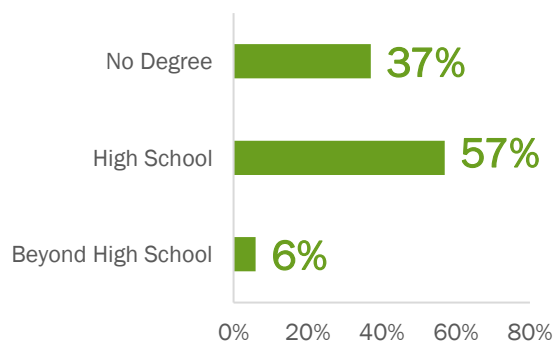
65% received TCA as an adult for 1 year or less in last 5 years

2% received TCA as an adult for more than 4 of the last 5 years

Most youth have 1 child, and those children are very young

- ❖ **61%** are pregnant or have only 1 child
- ❖ **77%** have a child under 3 years old
- ❖ **29%** are exempt from work requirements due to caring for an infant

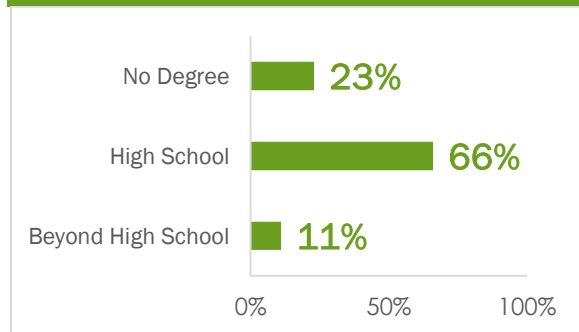
Most have a high school education



Employment and earnings data is based on adult payees who were TCA recipients on cases that closed in federal fiscal 2015 and includes only formal employment in Maryland. All other data is based on analysis of 6,072 adults who received TCA benefits for at least one month in state fiscal 2016 (July 2015 through June 2016).

Temporary Cash Assistance (TCA) Recipients in Anne Arundel County

Most have a high school education



Most have recent work experience, but their earnings are low

- ❖ **59%** worked in the year before receiving TCA
- ❖ Earned a median of **\$5,952** in that year
- ❖ **62%** worked in the year after leaving TCA
- ❖ Earned a median of **\$8,881** in that year

They do not receive welfare for long periods of time

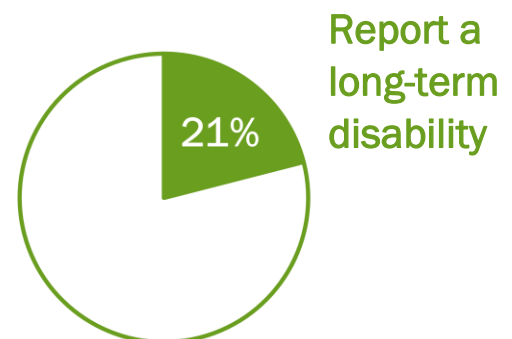
74% received assistance for 2 years or less in last 10 years

6% received assistance for more than 5 of the last 10 years

Typically, they are African American women with 1 or 2 young children

- ❖ **90%** are female
- ❖ **54%** are African American
- ❖ **32** years old, on average
- ❖ **68%** have 1 to 2 children
- ❖ **45%** have a child under 3 years old

Some have disabilities that are expected to last over 1 year



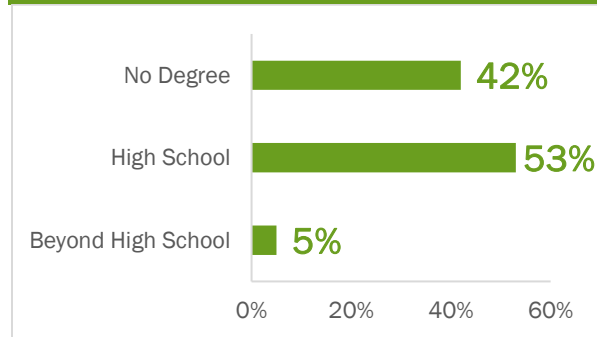
Employment and earnings data is based on adult payees who were TCA recipients on cases that closed in federal fiscal 2015 and includes only formal employment in Maryland. All other data is based on analysis of 1,489 adults who received TCA benefits for at least one month in state fiscal 2016 (July 2015 through June 2016).



For more information, contact Dr. Lisa Nicoli:
lnicoli@ssw.umaryland.edu | 410.706.2763

Temporary Cash Assistance (TCA) Recipients in Baltimore City

Many have a high school education



Many have recent work experience, but their earnings are low

- ❖ **53%** worked in the year before receiving TCA
- ❖ Earned a median of **\$4,137** in that year
- ❖ **64%** worked in the year after leaving TCA
- ❖ Earned a median of **\$7,478** in that year

They do not receive welfare for long periods of time

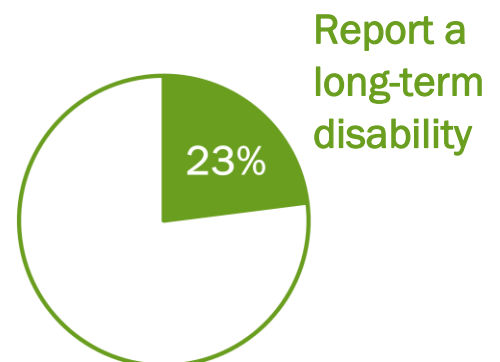
50% received assistance for 2 years or less in last 10 years

20% received assistance for more than 5 of the last 10 years

Typically, they are African American women with 1 or 2 young children

- ❖ **92%** are female
- ❖ **90%** are African American
- ❖ **31** years old, on average
- ❖ **71%** have 1 to 2 children
- ❖ **43%** have a child under 3 years old

Some have disabilities that are expected to last over 1 year



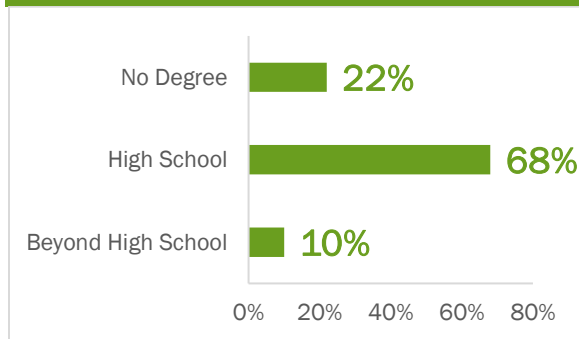
Employment and earnings data is based on adult payees who were TCA recipients on cases that closed in federal fiscal 2015 and includes only formal employment in Maryland. All other data is based on analysis of 10,946 adults who received TCA benefits for at least one month in state fiscal 2016 (July 2015 through June 2016).



For more information, contact Dr. Lisa Nicoli:
lnicoli@ssw.umaryland.edu | 410.706.2763

Temporary Cash Assistance (TCA) Recipients in Baltimore County

Most have a high school education



Most have recent work experience, but their earnings are low

- ❖ **57%** worked in the year before receiving TCA
- ❖ Earned a median of **\$5,790** in that year
- ❖ **66%** worked in the year after leaving TCA
- ❖ Earned a median of **\$10,455** in that year

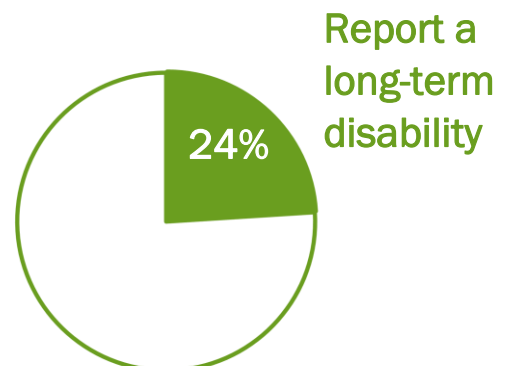
They do not receive welfare for long periods of time

- 64%** received assistance for 2 years or less in last 10 years
- 10%** received assistance for more than 5 of the last 10 years

Typically, they are African American women with 1 or 2 young children

- ❖ **91%** are female
- ❖ **69%** are African American
- ❖ **32** years old, on average
- ❖ **73%** have 1 to 2 children
- ❖ **44%** have a child under 3 years old

Some have disabilities that are expected to last over 1 year



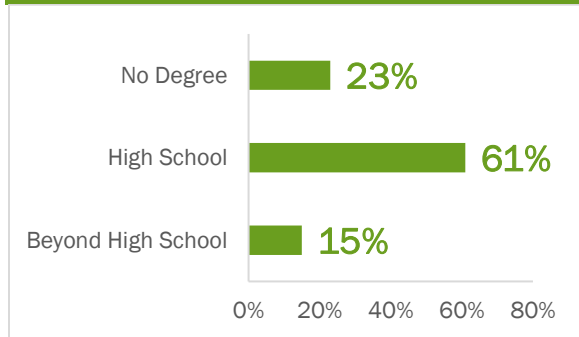
Employment and earnings data is based on adult payees who were TCA recipients on cases that closed in federal fiscal 2015 and includes only formal employment in Maryland. All other data is based on analysis of 2,969 adults who received TCA benefits for at least one month in state fiscal 2016 (July 2015 through June 2016).



For more information, contact Dr. Lisa Nicoli:
lnicoli@ssw.umaryland.edu | 410.706.2763

Temporary Cash Assistance (TCA) Recipients in Frederick County

Most have a high school education



Most have recent work experience, but their earnings are low

- ❖ **58%** worked in the year before receiving TCA
- ❖ Earned a median of **\$6,326** in that year
- ❖ **62%** worked in the year after leaving TCA
- ❖ Earned a median of **\$10,181** in that year

They do not receive welfare for long periods of time

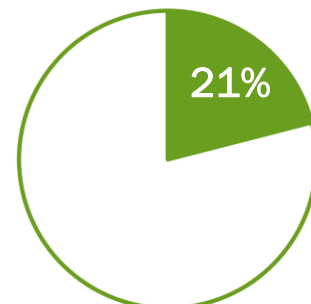
77% received assistance for 2 years or less in last 10 years

3% received assistance for more than 5 of the last 10 years

Typically, they are women with 1 or 2 young children

- ❖ **89%** are female
- ❖ **47%** are Caucasian
- ❖ **43%** are African American
- ❖ **34** years old, on average
- ❖ **73%** have 1 to 2 children
- ❖ **44%** have a child under 3 years old

Some have disabilities that are expected to last over 1 year

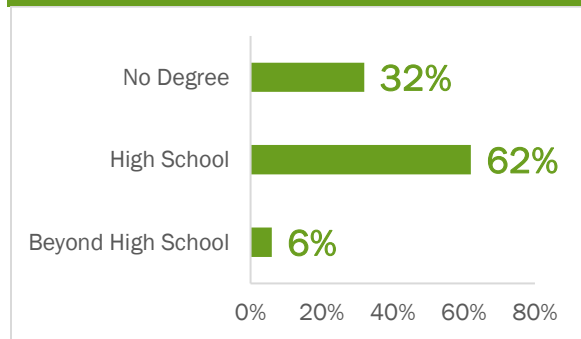


Report a
long-term
disability

Employment and earnings data is based on adult payees who were TCA recipients on cases that closed in federal fiscal 2015 and includes only formal employment in Maryland. All other data is based on analysis of 423 adults who received TCA benefits for at least one month in state fiscal 2016 (July 2015 through June 2016).

Temporary Cash Assistance (TCA) Recipients in Lower Shore

Most have a high school education



Most have recent work experience, but their earnings are low

- ❖ **58%** worked in the year before receiving TCA
- ❖ Earned a median of **\$4,624** in that year
- ❖ **69%** worked in the year after leaving TCA
- ❖ Earned a median of **\$7,754** in that year

They do not receive welfare for long periods of time

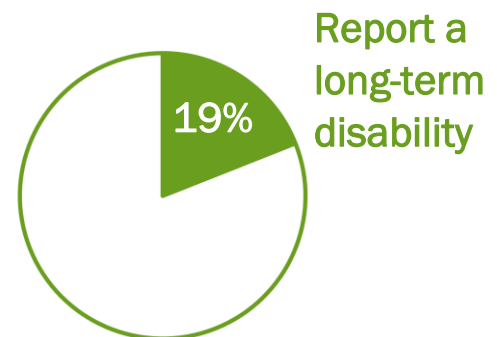
65% received assistance for 2 years or less in last 10 years

7% received assistance for more than 5 of the last 10 years

Typically, they are African American women with 1 or 2 children

- ❖ **88%** are female
- ❖ **67%** are African American
- ❖ **31** years old, on average
- ❖ **69%** have 1 to 2 children
- ❖ **48%** have a child under 3 years old

Some have disabilities that are expected to last over 1 year



The Lower Shore includes Wicomico, Worcester, & Somerset Counties.

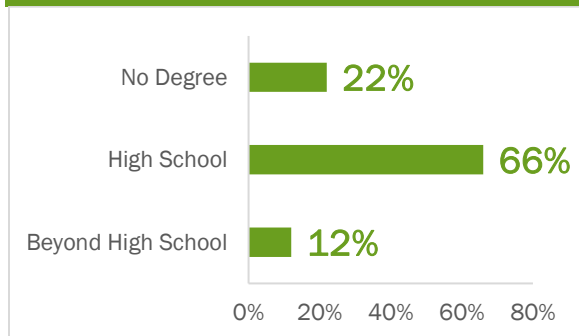
Employment and earnings data is based on adult payees who were TCA recipients on cases that closed in federal fiscal 2015 and includes only formal employment in Maryland. All other data is based on analysis of 1,040 adults who received TCA benefits for at least one month in state fiscal 2016 (July 2015 through June 2016).



For more information, contact Dr. Lisa Nicoli:
lnicoli@ssw.umaryland.edu | 410.706.2763

Temporary Cash Assistance (TCA) Recipients in Mid-Maryland

Most have a high school education



Most have recent work experience, but their earnings are low

- ❖ **55%** worked in the year before receiving TCA
- ❖ Earned a median of **\$6,281** in that year
- ❖ **63%** worked in the year after leaving TCA
- ❖ Earned a median of **\$10,955** in that year

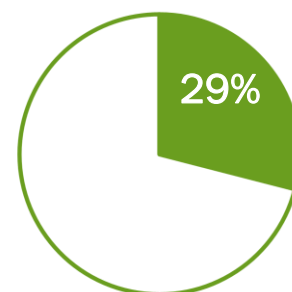
They do not receive welfare for long periods of time

- 66%** received assistance for 2 years or less in last 10 years
- 12%** received assistance for more than 5 of the last 10 years

Typically, they are African American women with 1 or 2 young children

- ❖ **90%** are female
- ❖ **57%** are African American
- ❖ **34** years old, on average
- ❖ **71%** have 1 to 2 children
- ❖ **40%** have a child under 3 years old

Some have disabilities that are expected to last over 1 year



Report a
long-term
disability

Mid-Maryland includes Carroll and Howard Counties.

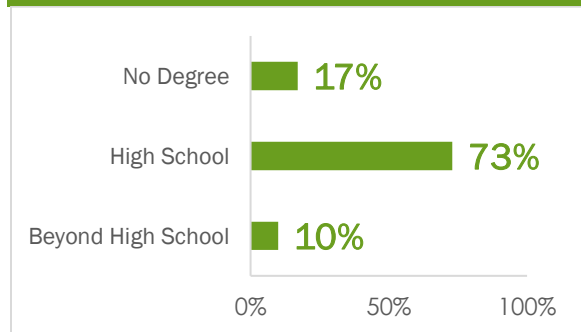
Employment and earnings data is based on adult payees who were TCA recipients on cases that closed in federal fiscal 2015 and includes only formal employment in Maryland. All other data is based on analysis of 686 adults who received TCA benefits for at least one month in state fiscal 2016 (July 2015 through June 2016).



For more information, contact Dr. Lisa Nicoli:
lnicoli@ssw.umaryland.edu | 410.706.2763

Temporary Cash Assistance (TCA) Recipients in Montgomery County

Most have a high school education



Many have recent work experience, but their earnings are low

- ❖ **49%** worked in the year before receiving TCA
- ❖ Earned a median of **\$4,852** in that year
- ❖ **61%** worked in the year after leaving TCA
- ❖ Earned a median of **\$9,824** in that year

They do not receive welfare for long periods of time

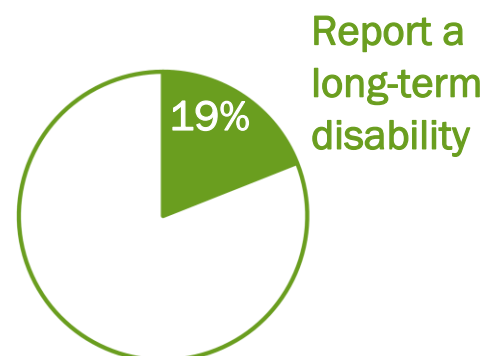
78% received assistance for 2 years or less in last 10 years

4% received assistance for more than 5 of the last 10 years

Typically, they are African American women with 1 or 2 young children

- ❖ **84%** are female
- ❖ **69%** are African American
- ❖ **35** years old, on average
- ❖ **68%** have 1 to 2 children
- ❖ **42%** have a child under 3 years old

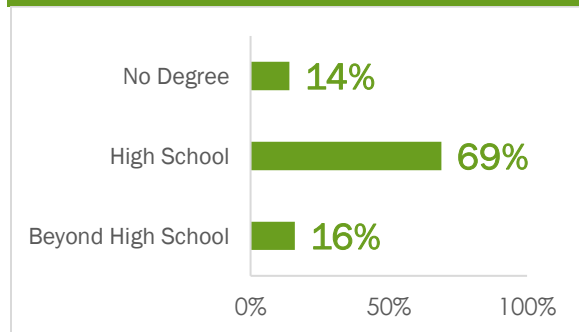
Some have disabilities that are expected to last over 1 year



Employment and earnings data is based on adult payees who were TCA recipients on cases that closed in federal fiscal 2015 and includes only formal employment in Maryland. All other data is based on analysis of 1,467 adults who received TCA benefits for at least one month in state fiscal 2016 (July 2015 through June 2016).

Temporary Cash Assistance (TCA) Recipients in Prince George's County

Most have a high school education



Many have recent work experience, but their earnings are low

- ❖ **43%** worked in the year before receiving TCA
- ❖ Earned a median of **\$3,602** in that year
- ❖ **53%** worked in the year after leaving TCA
- ❖ Earned a median of **\$7,624** in that year

They do not receive welfare for long periods of time

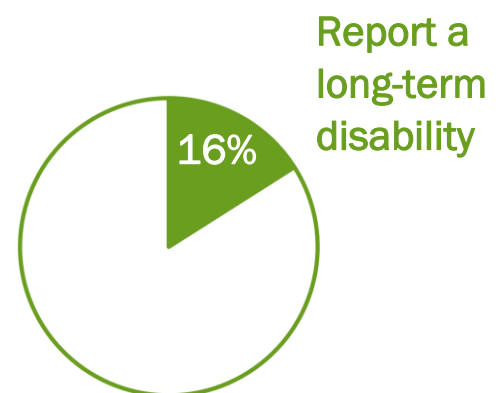
73% received assistance for 2 years or less in last 10 years

6% received assistance for more than 5 of the last 10 years

Typically, they are African American women with 1 or 2 young children

- ❖ **93%** are female
- ❖ **90%** are African American
- ❖ **32** years old, on average
- ❖ **71%** have 1 to 2 children
- ❖ **49%** have a child under 3 years old

Some have disabilities that are expected to last over 1 year



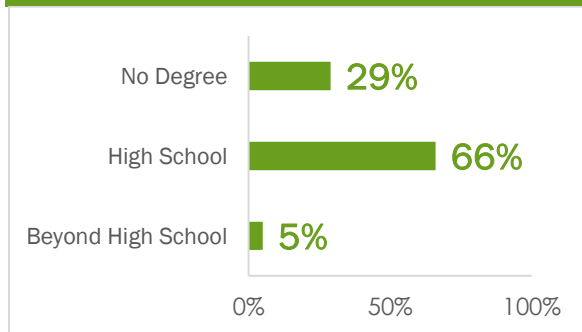
Employment and earnings data is based on adult payees who were TCA recipients on cases that closed in federal fiscal 2015 and includes only formal employment in Maryland. All other data is based on analysis of 2,131 adults who received TCA benefits for at least one month in state fiscal 2016 (July 2015 through June 2016).



For more information, contact Dr. Lisa Nicoli:
lnicoli@ssw.umaryland.edu | 410.706.2763

Temporary Cash Assistance (TCA) Recipients in Southern Maryland

Most have a high school education



Many have recent work experience, but their earnings are low

- ❖ **52%** worked in the year before receiving TCA
- ❖ Earned a median of **\$4,767** in that year
- ❖ **61%** worked in the year after leaving TCA
- ❖ Earned a median of **\$7,783** in that year

They do not receive welfare for long periods of time

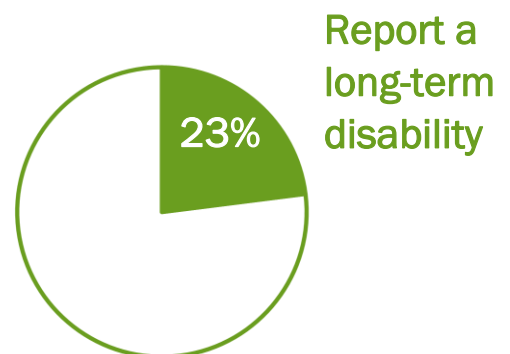
72% received assistance for 2 years or less in last 10 years

5% received assistance for more than 5 of the last 10 years

Typically, they are African American women with 1 or 2 young children

- ❖ **88%** are female
- ❖ **58%** are African American
- ❖ **31** years old, on average
- ❖ **69%** have 1 to 2 children
- ❖ **49%** have a child under 3 years old

Some have disabilities that are expected to last over 1 year



Southern Maryland includes Charles, Calvert, & St. Mary's Counties.

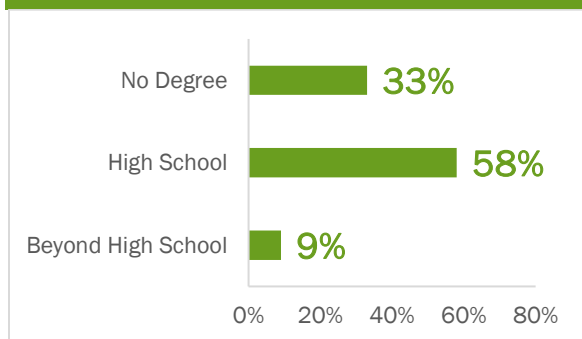
Employment and earnings data is based on adult payees who were TCA recipients on cases that closed in federal fiscal 2015 and includes only formal employment in Maryland. All other data is based on analysis of 1,203 adults who received TCA benefits for at least one month in state fiscal 2016 (July 2015 through June 2016).



For more information, contact Dr. Lisa Nicoli:
lnicoli@ssw.umaryland.edu | 410.706.2763

Temporary Cash Assistance (TCA) Recipients in Susquehanna

Most have a high school education



Many have recent work experience, but their earnings are low

- ❖ **50%** worked in the year before receiving TCA
- ❖ Earned a median of **\$5,031** in that year
- ❖ **58%** worked in the year after leaving TCA
- ❖ Earned a median of **\$7,771** in that year

They do not receive welfare for long periods of time

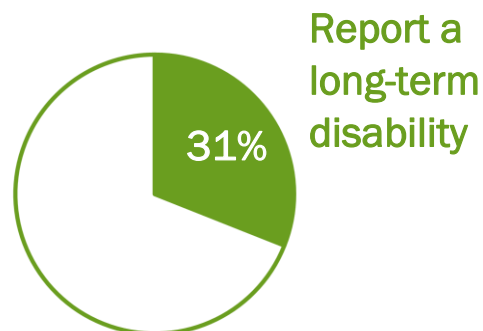
71% received assistance for 2 years or less in last 10 years

7% received assistance for more than 5 of the last 10 years

Typically, they are Caucasian women with 1 or 2 young children

- ❖ **88%** are female
- ❖ **60%** are Caucasian
- ❖ **33** years old, on average
- ❖ **72%** have 1 to 2 children
- ❖ **43%** have a child under 3 years old

Some have disabilities that are expected to last over 1 year



Susquehanna includes Harford & Cecil Counties.

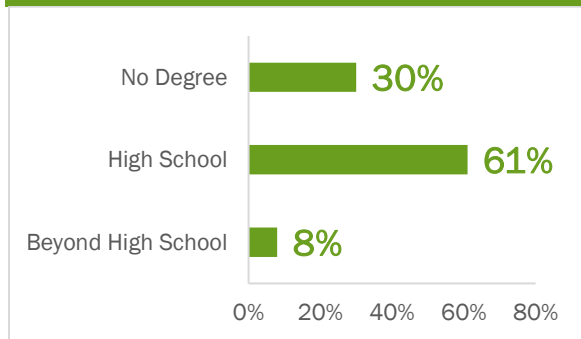
Employment and earnings data is based on adult payees who were TCA recipients on cases that closed in federal fiscal 2015 and includes only formal employment in Maryland. All other data is based on analysis of 1,095 adults who received TCA benefits for at least one month in state fiscal 2016 (July 2015 through June 2016).



For more information, contact Dr. Lisa Nicoli:
lnicoli@ssw.umaryland.edu | 410.706.2763

Temporary Cash Assistance (TCA) Recipients in Upper Shore

Most have a high school education



Most have recent work experience, but their earnings are low

- ❖ **58%** worked in the year before receiving TCA
- ❖ Earned a median of **\$5,135** in that year
- ❖ **67%** worked in the year after leaving TCA
- ❖ Earned a median of **\$6,959** in that year

They do not receive welfare for long periods of time

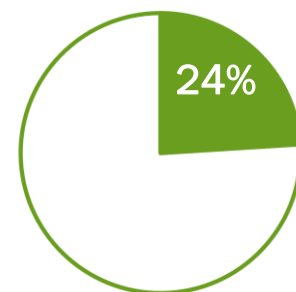
72% received assistance for 2 years or less in last 10 years

6% received assistance for more than 5 of the last 10 years

Typically, they are African American women with 1 or 2 young children

- ❖ **89%** are female
- ❖ **57%** are African American
- ❖ **32** years old, on average
- ❖ **72%** have 1 to 2 children
- ❖ **45%** have a child under 3 years old

Some have disabilities that are expected to last over 1 year



Report a long-term disability

The Upper Shore includes Kent, Queen Anne's, Talbot, Caroline, & Dorchester Counties.

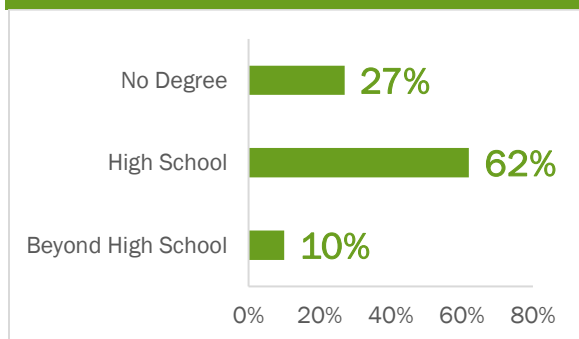
Employment and earnings data is based on adult payees who were TCA recipients on cases that closed in federal fiscal 2015 and includes only formal employment in Maryland. All other data is based on analysis of 594 adults who received TCA benefits for at least one month in state fiscal 2016 (July 2015 through June 2016).



For more information, contact Dr. Lisa Nicoli:
lnicoli@ssw.umaryland.edu | 410.706.2763

Temporary Cash Assistance (TCA) Recipients in Western Maryland

Most have a high school education



Many have recent work experience, but their earnings are low

- ❖ **52%** worked in the year before receiving TCA
- ❖ Earned a median of **\$3,860** in that year
- ❖ **52%** worked in the year after leaving TCA
- ❖ Earned a median of **\$6,824** in that year

They do not receive welfare for long periods of time

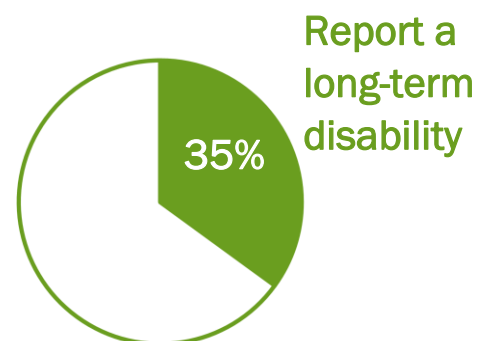
73% received assistance for 2 years or less in last 10 years

6% received assistance for more than 5 of the last 10 years

Typically, they are Caucasian women with 1 or 2 young children

- ❖ **85%** are female
- ❖ **75%** are Caucasian
- ❖ **32** years old, on average
- ❖ **71%** have 1 to 2 children
- ❖ **48%** have a child under 3 years old

Some have disabilities that are expected to last over 1 year



Western Maryland includes Garrett, Allegany, & Washington Counties.

Employment and earnings data is based on adult payees who were TCA recipients on cases that closed in federal fiscal 2015 and includes only formal employment in Maryland. All other data is based on analysis of 1,421 adults who received TCA benefits for at least one month in state fiscal 2016 (July 2015 through June 2016).



For more information, contact Dr. Lisa Nicoli:
lnicoli@ssw.umaryland.edu | 410.706.2763